


Insert electrode/Base tip



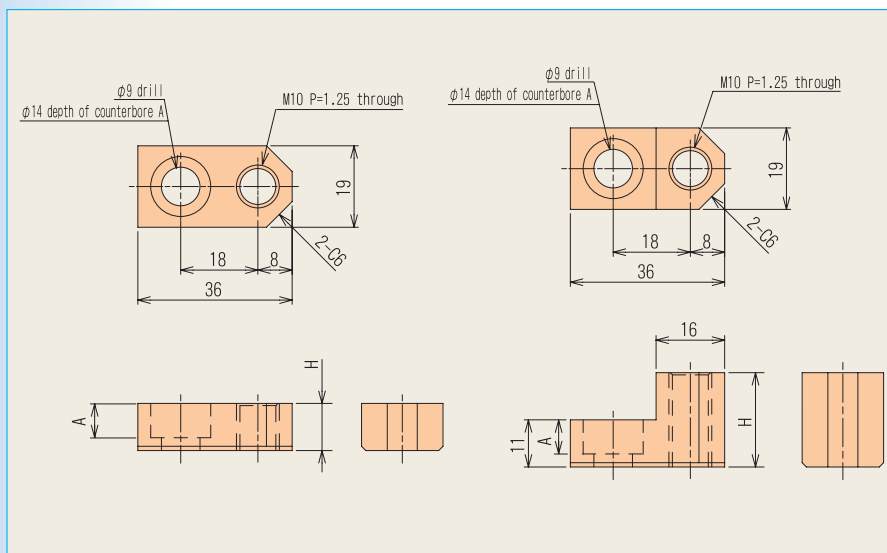
Application ▶ Mainly this is used on multi welding machine etc. By replacing base tip (electrode) only that locating at stationery side, it reduce maintenance cost.



- Features ▶
- ① W-IN type is made of CuCr. W-IN S type is CuBe50.
 - ② W-IN type is economical as it is replacing way.
 - ③ W-IN S type is also economical as this is partial replacement of base tip.

Insert electrode

Tip replacement system



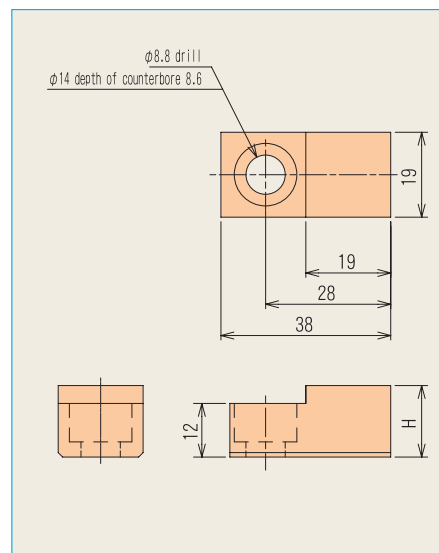
Order code

W-IN-Code-S

Material: CuBe50

Code	Size	
	A	H
16	6	8
19	8	11
30	8	22

Unit : mm



Order code

W-IN-Code

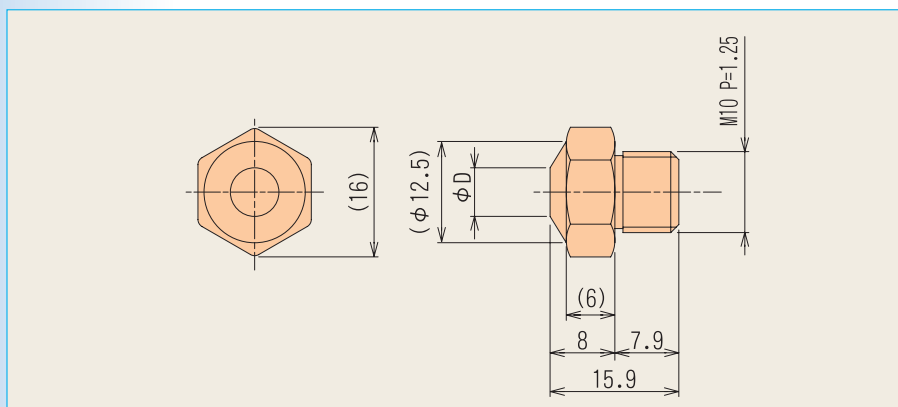
Material: CuCr

Code	Size
	H
16	16
19	19

Unit : mm

Base tip

Tip replacement system



Order code

W-BT-S-Code

Code	Size
	D
1	6
2	8
3	14

Unit : mm